

Real-time Fluorescence Quantitative PCR

Real-time fluorescence quantitative PCR (qPCR) technology utilizes fluorescent dyes or fluorescently labeled specific probes to track and monitor the PCR products in real-time. We have developed multiple qPCR products, among which the most representative one is Taq SYBR® Green qPCR Premix, with its core component being antibody-modified hot-start Taq DNA polymerase. Along with optimized buffer, it ensures high efficiency and specificity of amplification, enabling accurate quantification of a wide range of template concentrations and obtaining stable and reliable qPCR results. Additionally, the Universal version contains a special reference dye compatible with almost all qPCR instruments, eliminating the need to add ROX reference dye on different qPCR instruments.

Additionally, the Taq Visual SYBR qPCR Premix (Universal) contains a built-in reference dye, making the loading process more convenient.



Product Features

• High specificity

Antibody-modified hot-start Taq DNA polymerase, along with optimized buffer, effectively inhibits non-specific amplification and primer dimer formation.

• Compatible with various samples

Show high efficiency for samples from different sources.

• Wide detection range

Enable accurate quantification of a wide range of template concentrations or genes with different abundances.

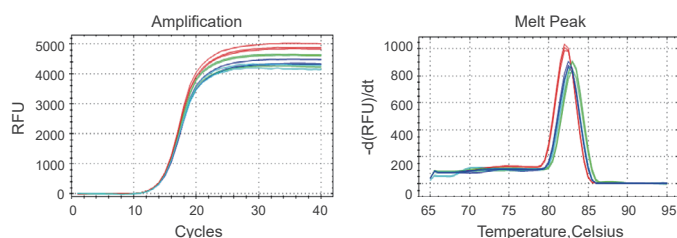
• Perfect instrument compatibility

The universal version performs well when used in different types of qPCR instruments without the addition of the ROX reference dye.

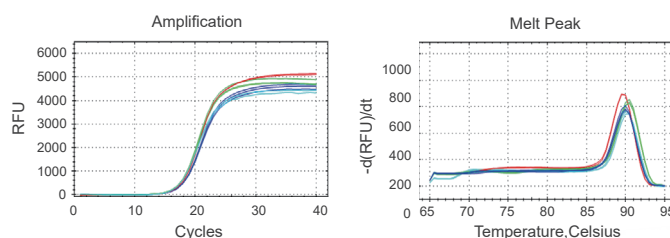
Performance Demonstration

Compatible with Templates from Different Sources

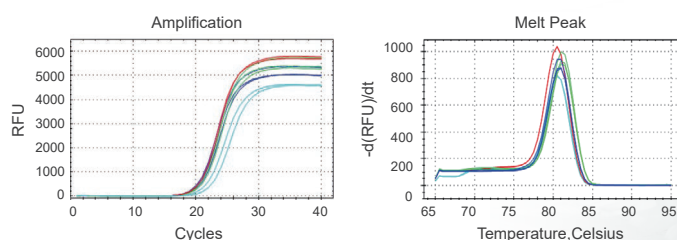
Tomato cDNA (PSBR-2 gene)



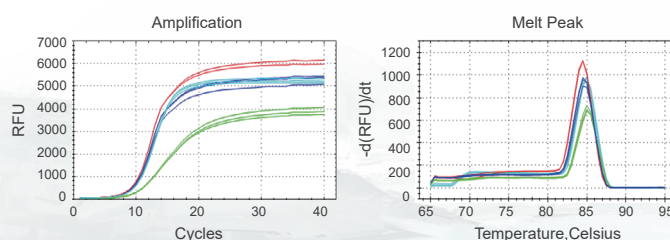
Human cDNA (Actin gene)



Human genomic DNA (DYS14 gene)

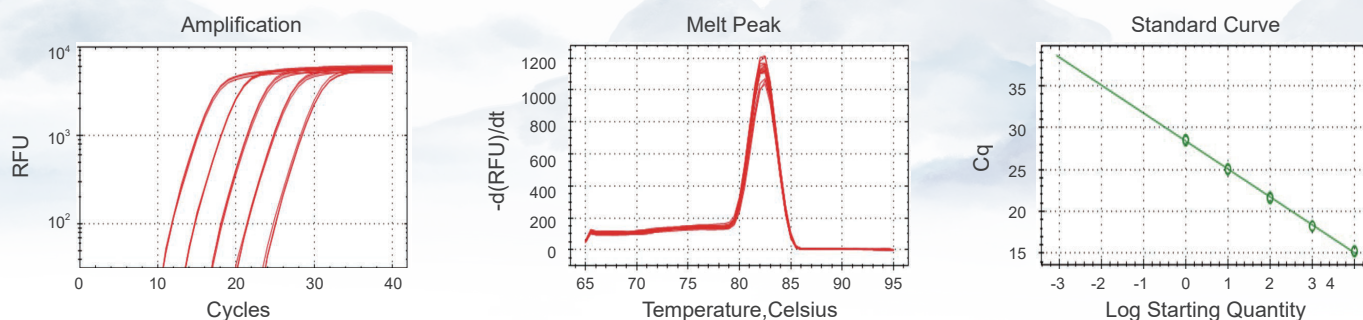


pUC19 plasmid DNA

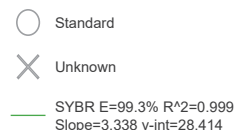


■ BestEnzymes ■ Competitor W ■ Competitor Ta ■ Competitor A

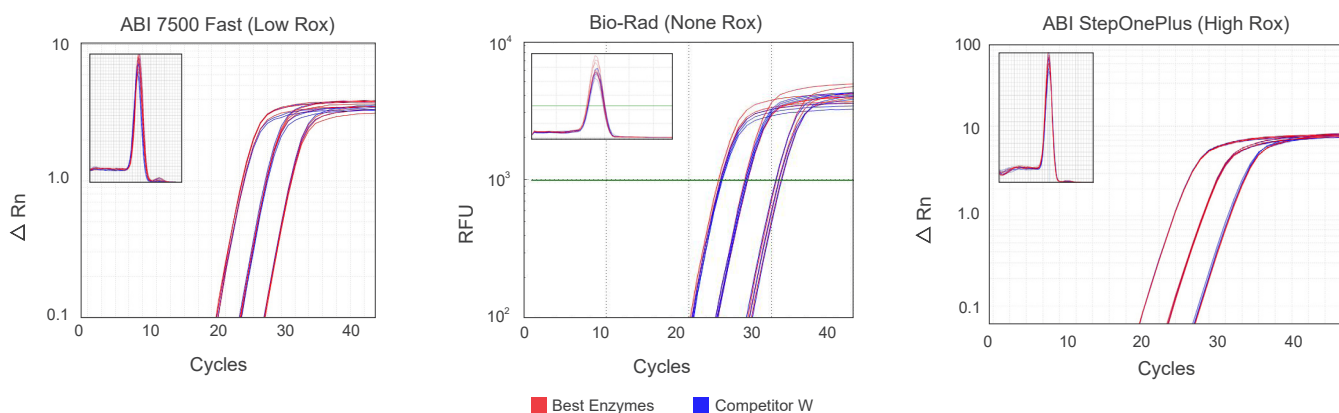
Good Linear Range



Reverse transcription was performed using 1 µg of tomato RNA (with genomic DNA contamination removed) as a template. The cDNA product solution was then subjected to a 10-fold serial dilution (10⁰, 10⁻¹, 10⁻², 10⁻³, 10⁻⁴), which were used as templates for qPCR of the PSBR-2 gene using Taq SYBR[®] Green qPCR Mix.



Broad Platform Compatibility



Using the Tag SYBR[®] Green qPCR Premix (Universal) to amplify genes on different types of qPCR instruments (ABI 7500 Fast, Bio-Rad CFX96, ABI StepOnePlus) yields excellent quantitative results. This demonstrates that the Tag SYBR[®] Green qPCR Premix (Universal) has broad instrument compatibility and does not require ROX reference dye on different instruments.

Ordering Information

REF No.	Name	Specs
EG20110M	Taq-HS SYBR [®] Green qPCR Premix (None Rox)	5×1 ml
EG20113M	Taq-HS SYBR [®] Green qPCR Premix (Universal)	5×1 ml
EG20410M	Taq-HS SYBR [®] Green qPCR Premix (Rox Separated)	5×1 ml
EG20114M	Taq SYBR [®] Green qPCR Premix (None Rox)	5×1 ml
EG20117M	Taq SYBR [®] Green qPCR Premix (Universal)	5×1 ml
EG22104M	Taq SYBR [®] Green qPCR Premix (Rox Separated)	5×1 ml
EG23111L	F488 SYBR qPCR Mix (Universal)	25×1 ml
EG20118M	Taq-HS Probe qPCR Premix (None Rox)	5×1 ml
EG20121M	Taq-HS Probe qPCR Premix (Universal)	5×1 ml
EG22109S	One Step RT-qPCR Probe Kit v2	250 rxns

BestEnzymes Biotech Co., Ltd

Add: No.17 Huaguoshan Avenue, Lianyungang City, Jiangsu Province, China
 Tel: 0518-8558 6628 · support@best-enzymes.com · http://en.best-enzymes.com



ver.202603